



DIREÇÃO DE SERVIÇOS
DE DOCUMENTAÇÃO
UNIVERSIDADE ABERTA



Avaliar o Fator de Impacto (FI) de uma Publicação Científica

2025





Objetivo

Avaliar a relevância dos periódicos a partir do levantamento do número de citações por estes recebidos nos dois anos que sucedem o ano base.

Os dados relativos a um determinado ano são conhecidos apenas no ano seguinte.



Objetivo

Para se obter o FI de determinada publicação, divide-se o número de citações de artigos publicados por esse periódico nos últimos dois anos, pelo número total de artigos publicados nesse mesmo período.

Quanto mais citado for o periódico, maior será o seu FI.



Quartil :

Num conjunto de 100 publicações periódicas numa área temática, cada quartil é composto por um total de 25 periódicos e é apresentado da seguinte forma:

Q1: 1-25

Q2: 26-60

Q3: 61-75

Q4: 76-100

Os cálculos são efetuados anualmente para as publicações periódicas indexadas.

Bases bibliográficas:

- ❑ [Web of Science \(Clarivate\)](#)
 - [Journal Citation Reports \(JCR\)](#)
- ❑ [Scopus \(Elsevier\)](#)
 - [Scimago Journal Ranking \(SJR\)](#)



DIREÇÃO DE SERVIÇOS
DE DOCUMENTAÇÃO
UNIVERSIDADE ABERTA

<https://portal.uab.pt/dsd/>




[Início](#) [Serviços](#) [Recursos](#) [Bibliotecas](#) [Catálogo](#) [Repositório](#) [Ciência Aberta](#) [Arquivo Audiovisual](#) [Contactos](#)



Pesquisa: Discovery Service da Universidade Aberta

Título, publicação, assunto ou ISSN/ISBN

Buscar



De acordo com a Estrutura Orgânica da Universidade Aberta, a Direção de Serviços de Documentação (DSD) tem a responsabilidade de coordenar, organizar e gerir os sistemas de documentação da Universidade, de modo a promover uma eficiente articulação e integração destes com as unidades orgânicas, organizacionais e serviços. A DSD integra dois serviços: o Serviço de Gestão Documental e Preservação Digital (SGDPD) e o Serviço de Recursos e Base de Dados Bibliográficos (SRBDB). [Mais...](#)

<https://portal.uab.pt/si/ligacao-vpn/>



<https://portal.uab.pt/dsd/recursos-2/>

RECURSOS DE INFORMAÇÃO

- SCOPUS
- SPRINGER
- WEB OF SCIENCE

PERGUNTAS FREQUENTES (FAQs)

ACESSO REMOTO

BIBLIOTECAS

CONTACTOS



Web of Science

<https://www.webofscience.com/wos/woscc/basic-search>

The screenshot displays the Web of Science search interface. At the top, there is a navigation bar with the Clarivate logo and a 'Sign In' button. Below this, the 'Web of Science' logo and 'Search' tab are visible. The main search area includes a search bar with the text 'Example: liver disease india singh', a search button, and a 'Clear' button. There are also buttons for '+ Add row', '+ Add date range', and 'Advanced Search'. Below the search area, there is a banner for 'Jump back into your research - try out our new personalized homepage dashboard.' with a 'Sign in to access' button. At the bottom, there is a footer with the text 'Access provided by b-on ? Biblioteca do Conhecimento Online' and the b-on logo.



Web of Science

Registo
Criar
conta

Clarivate English

Web of Science™

Welcome!
Sign in to continue with Web of Science

Sign in Register

Email address

Password

Forgot Password? Sign in

or sign in using

Having trouble using ORCID to sign in? [Click here](#)

By signing in, you acknowledge and agree to our [Terms of Use](#) and [Privacy Statement](#).

Need help? [Contact us](#).

IP Address: 193.136.111.123

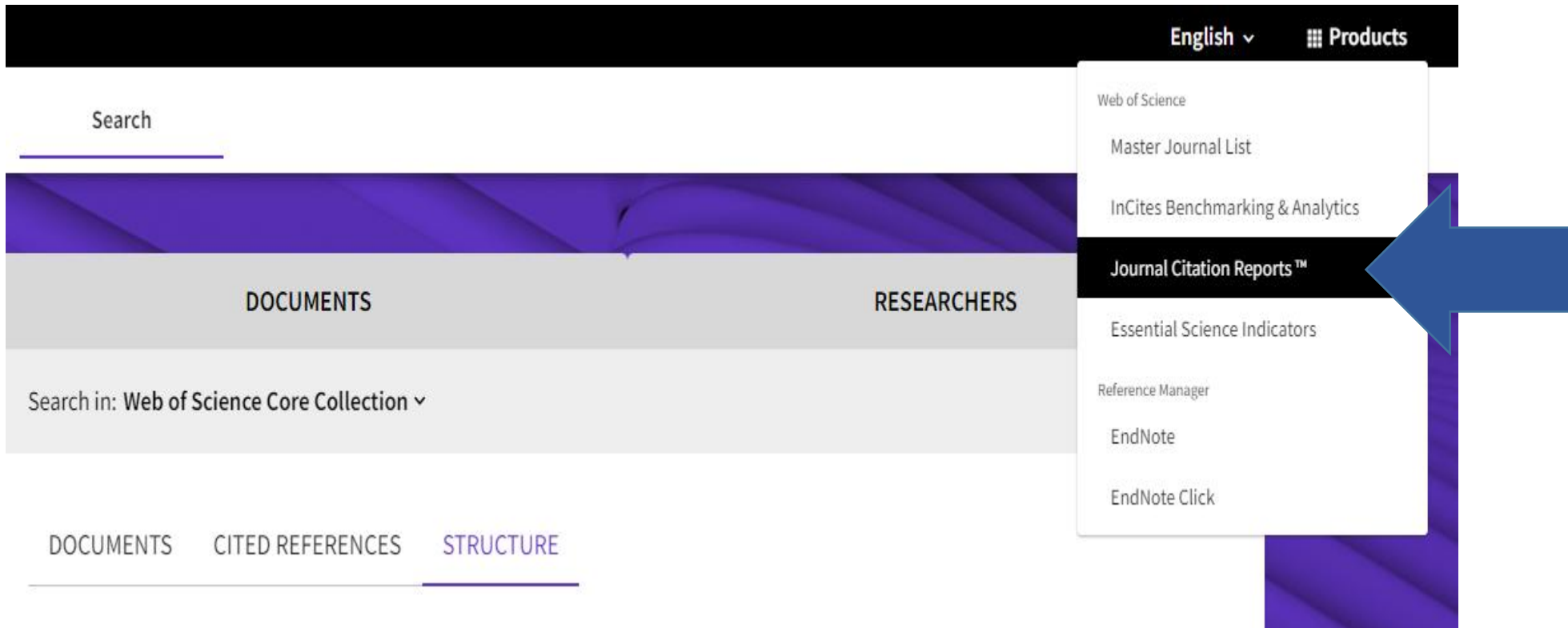
Register to personalize your Web of Science experience

With your institution's access, you can register for an account to unlock more Web of Science features:

- Save work**
Save your searches or create customized marked lists to organize your research.
- Connect to more products**
Export to your EndNote library with one click and stay signed in across Clarivate products.
- Find new content faster**
View recommended content in your search results and directly on your personalized homepage.
- Stay up to date**
Receive alerts for new search results, citing articles, and journal content in your research area.



Journal Citation Reports



English ▾ Products

- Web of Science
- Master Journal List
- InCites Benchmarking & Analytics
- Journal Citation Reports™**
- Essential Science Indicators
- Reference Manager
- EndNote
- EndNote Click

Search

DOCUMENTS RESEARCHERS

Search in: Web of Science Core Collection ▾

DOCUMENTS CITED REFERENCES STRUCTURE



Journal Citation Reports

The screenshot shows the Clarivate Journal Citation Reports website. The top navigation bar includes the Clarivate logo, the text 'Journal Citation Reports™', and menu items for 'Journals', 'Categories', 'Publishers', and 'Countries/Regions'. On the right side of the navigation bar, there are links for 'My favorites', 'Sign In', and a 'Register' button. The main content area has a purple background with the headline 'The world's leading journals and publisher-neutral data'. Below the headline is a search bar with the placeholder text 'Journal name/abbreviation, ISSN/eISSN, category, publisher, country/region' and a search icon. A call-to-action box asks 'Already have a manuscript?' and provides instructions to find relevant journals for publication, with a 'Match my manuscript' button. Below this, a section titled 'See full listings and refine your search by' features four icons: 'Journals' (stack of books), 'Categories' (checklist), 'Publishers' (document with heart), and 'Countries/Regions' (globe).

Consultar as listas completas de periódicos e refinar a pesquisa

Avaliar o Fator de Impacto (FI) de uma publicação científica



Journal Citation Reports

Definir o critério de pesquisa



Journals

21,494 journals

Journal name/abbreviation, ISSN/eISSN, category, publisher, country/region

Indicators: Default

Copy query link Export

ISSN	Category	Total Citations	2021 JIF	JIF Quartile	2021 JCI	
542-4863	ONCOLOGY - SCIE	61,124	286.130	Q1	68.74	
474-547X	MEDICINE, GENERAL & INTERNAL - SCIE	403,222	202.731	Q1	21.87	
533-4406	MEDICINE, GENERAL & INTERNAL - SCIE	506,071	176.082	Q1	22.47	
538-3598	MEDICINE, GENERAL & INTERNAL - SCIE	242,430	157.375	Q1	10.46	1.49 %
471-0080	CELL BIOLOGY - SCIE	66,072	113.915	Q1	8.39	2.16 %
474-1784	Multiple	47,615	112.288	Q1	9.76	1.69 %
474-1741	IMMUNOLOGY - SCIE	67,752	108.555	Q1	7.56	1.08 %
/A	Multiple	29,214	102.642	Q1	13.32	11.97 %
756-1833	MEDICINE, GENERAL & INTERNAL - SCIE	183,671	96.216	Q1	7.45	81.56 %
546-170X	Multiple	141,867	87.244	Q1	13.00	10.26 %
666-5247	Multiple	3,096	86.208	Q1	5.73	92.77 %
World Psychiatry	1723-8617	2051-5545	Multiple	Q1	8.55	1.61 %

Filter

- Journals (21,494)
- ISSN/eISSN
- Categories (254)
- Publishers (8,323)
- Country / region (111)
- Citation Indexes
 - JCR Year
 - Open Access
- JIF Quartile
- JIF Range
- JCI Range
- JIF Percentile

Reset Apply

14 ?

Lista de todos os periódicos indexados

Avaliar o Fator de Impacto (FI) de uma publicação científica




Journal Citation Reports









Definir o critério para apresentação dos resultados




Categories

Categories by Group 
[See all 254 Categories](#)

Sort by: **Alphabetical**

	NUMBER OF CATEGORIES	NUMBER OF JOURNALS	NUMBER OF CITABLE ITEMS	
 Agricultural Sciences	7	425	57,608	
 Arts & Humanities, Interdisciplinary	8	983	34,942	
 Biology & Biochemistry	34	3,971	750,109	
 Chemistry	21	2,375	697,416	
 Clinical Medicine	59	7,396	1,191,642	

[Recorte Retangular](#)



- Alphabetical
- Number of categories
- Number of journals

Comparar periódicos dentro da mesma área científica

Avaliar o Fator de Impacto (FI) de uma publicação científica



Journal Citation Reports



Publishers

5,241 publishers

Journal name/abbreviation, ISSN/eISSN, category, publisher, country/region

JCR year 2021

Export

Publisher name	Number of journals in 2021	InCites Analysis
Springer Nature (Unified)	2,208	Publisher report
Elsevier (Unified)	2,122	Publisher report
Taylor & Francis (Unified)	2,088	Publisher report
Wiley (Unified)	1,479	Publisher report
WILEY	1,356	Publisher report
ROUTLEDGE JOURNALS, TAYLOR & FRANCIS LTD	1,187	Publisher report
SPRINGER	1,060	Publisher report
Sage (Unified)	920	Publisher report
ELSEVIER	772	Publisher report
TAYLOR & FRANCIS LTD	586	Publisher report
SAGE PUBLICATIONS INC	464	Publisher report
SAGE PUBLICATIONS LTD	428	Publisher report
Oxford University Press (Unified)	416	Publisher report
CAMBRIDGE UNIV PRESS	344	Publisher report
OXFORD UNIV PRESS	318	Publisher report

Lista de periódicos por editor

Avaliar o Fator de Impacto (FI) de uma publicação científica



Journal Citation Reports



Countries/Regions

111 countries/
regions

Journal name/abbreviation, ISSN/eISSN, category, publisher, country/region

JCR year
2021

Export

Countries/Regions	Number of journals in 2021	InCites metrics
USA	5,951	Analyse in InCites
ENGLAND	4,526	Analyse in InCites
NETHERLANDS	1,329	Analyse in InCites
GERMANY (FED REP GER)	1,150	Analyse in InCites
SPAIN	719	Analyse in InCites
SWITZERLAND	543	Analyse in InCites
ITALY	425	Analyse in InCites
BRAZIL	410	Analyse in InCites
CHINA MAINLAND	406	Analyse in InCites
RUSSIA	390	Analyse in InCites
FRANCE	371	Analyse in InCites
JAPAN	350	Analyse in InCites
POLAND	348	Analyse in InCites
INDIA	332	Analyse in InCites

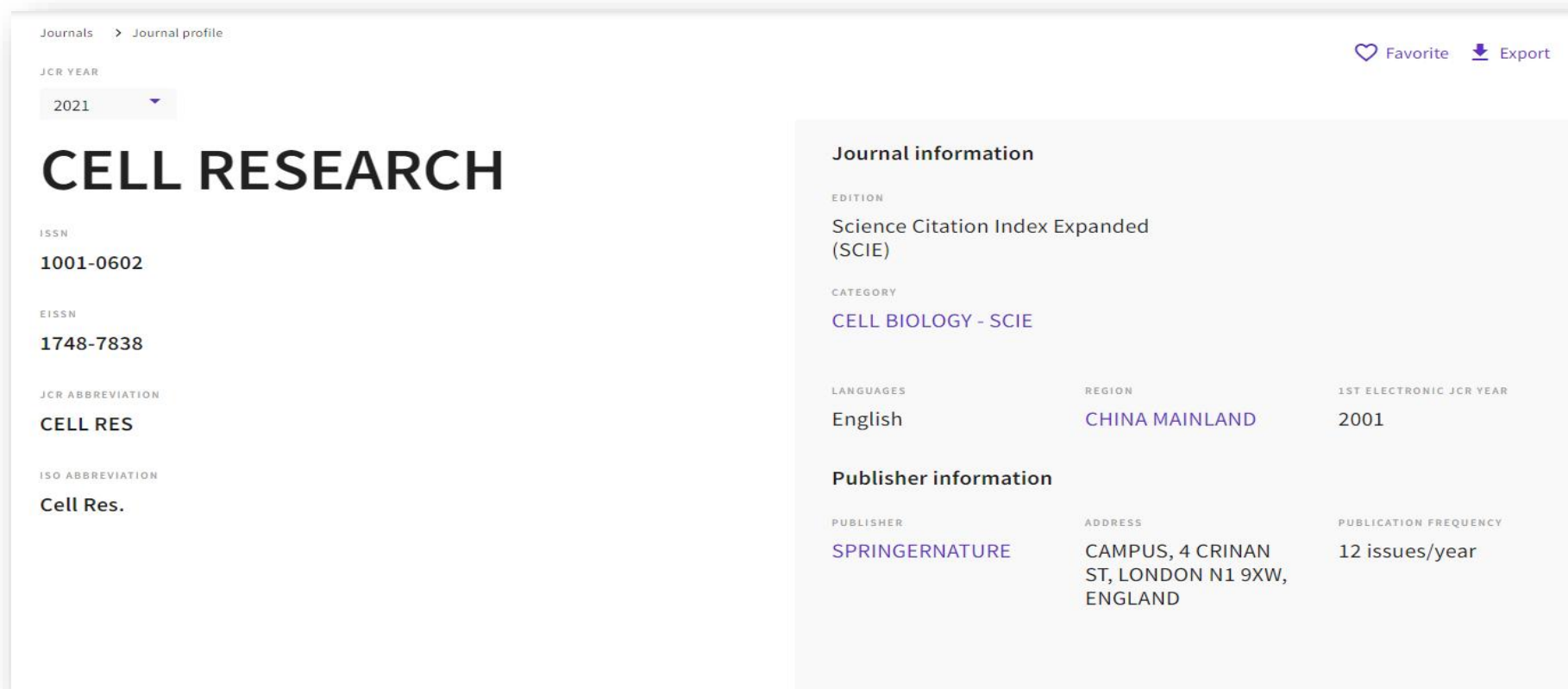
14 ?

Lista de periódicos por região/país

Avaliar o Fator de Impacto (FI) de uma publicação científica

Journal Citation Reports

Pesquisa por
título do
periódico



Journals > Journal profile

Favorite Export

JCR YEAR
2021

CELL RESEARCH

ISSN
1001-0602

EISSN
1748-7838

JCR ABBREVIATION
CELL RES

ISO ABBREVIATION
Cell Res.

Journal information

EDITION
Science Citation Index Expanded (SCIE)

CATEGORY
CELL BIOLOGY - SCIE

LANGUAGES English	REGION CHINA MAINLAND	1ST ELECTRONIC JCR YEAR 2001
----------------------	--------------------------	---------------------------------

Publisher information

PUBLISHER SPRINGER NATURE	ADDRESS CAMPUS, 4 CRINAN ST, LONDON N1 9XW, ENGLAND	PUBLICATION FREQUENCY 12 issues/year
------------------------------	--------------------------------------------------------	-----------------------------------------

Percorrer a página do registo para consultar as métricas sobre o periódico



DIREÇÃO DE SERVIÇOS
DE DOCUMENTAÇÃO
UNIVERSIDADE ABERTA



SCOPUS

<https://www.scopus.com/search/form.uri?display=basic#basic>

Scopus

Search Lists Sources SciVal ? ? Create account Sign in

Start exploring
Discover the most reliable, relevant, up-to-date research. All in one place.

Documents Authors Affiliations Search tips

Search within
Article title, Abstract, Keywords

Search documents *

+ Add search field + Add date range Advanced document search > Search

Search History Saved Searches

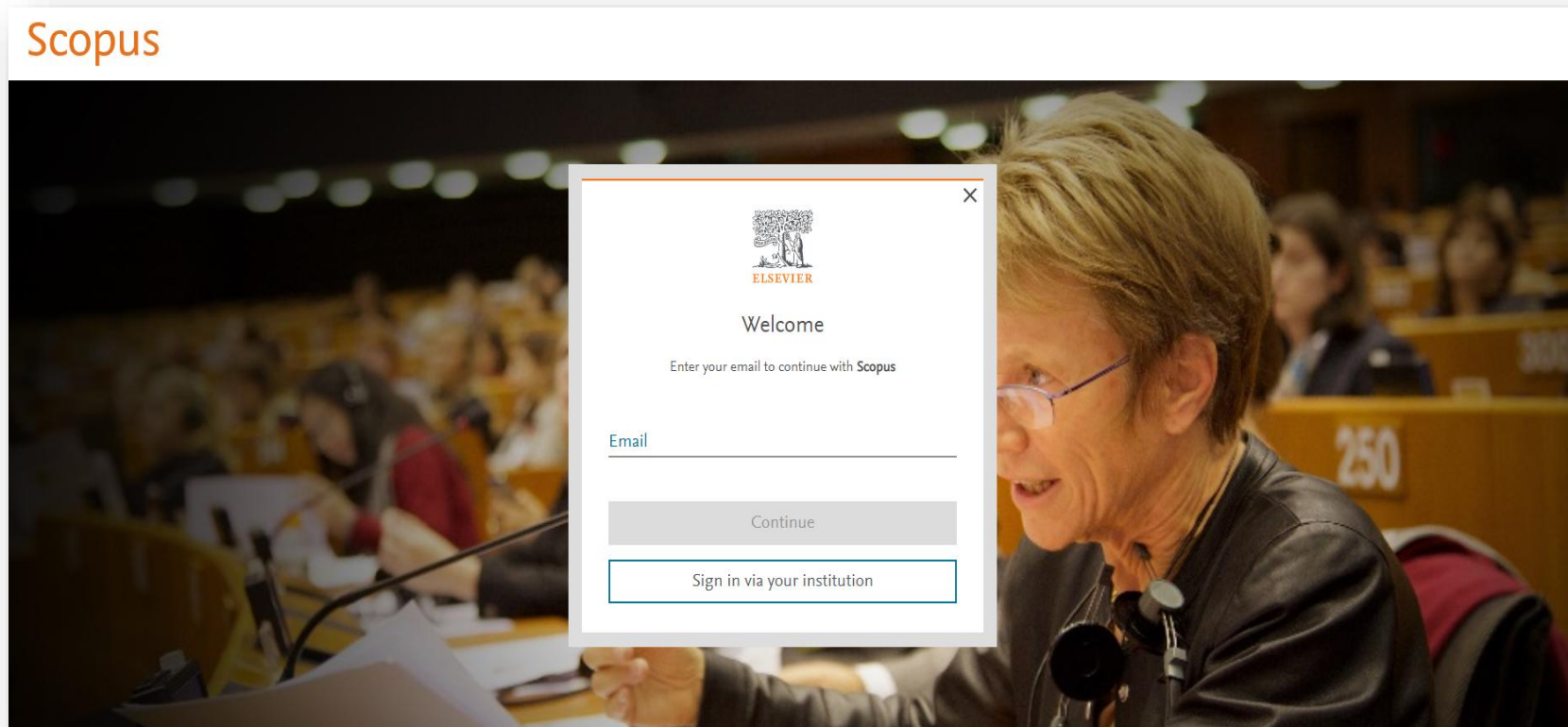
Start searching and your history will appear here. If you need help to start searching, see our [search tips](#).

Learn more about what Scopus can do for you Show less ^ Don't show again



SCOPUS

Efetuar
registo





SCOPUS

https://www.scopus.com/search/form.uri?display=basic#basic

Scopus

Search Sources SciVal ? ? ?

Start exploring

Discover the most reliable, relevant, up-to-date research. All in one place.

Documents Authors Affiliations Search tips ?

Search within
Article title, Abstract, Keywords

Search documents *

+ Add search field Add date range Advanced document search > Search

Search History Saved Searches

Start searching and your history will appear here. If you need help to start searching, see our [search tips](#).



SCOPUS

Definir o
critério
de
pesquisa

Sources

Subject area

i Improved Citescore
We have updated the CiteScore methodology to ensure a more robust, stable and comprehensive metric which provides an indication of research impact, earlier. The updated methodology will be applied to the calculation of CiteScore, as well as retroactively for all previous CiteScore years (ie. 2018, 2017, 2016...). The previous CiteScore values have been removed and are no longer available.
[View CiteScore methodology.](#)

Filter refine list

Display options

Display only Open Access Journals
Counts for 4-year timeframe

No minimum selected

Minimum citations

Minimum documents

Citescore highest quartile

Show only titles in top 10 percent

1st quartile

2nd quartile

3rd quartile

4th quartile

Source type

Journals

Book Series

Conference Proceedings

Trade Publications

44,034 results

All View metrics for year: 2021

	Source title ↓	CiteScore ↓	Highest percentile ↓	Citations 2018-21 ↓	Documents 2018-21 ↓	% Cited ↓
<input type="checkbox"/> 1	Ca-A Cancer Journal for Clinicians Services	716.2	99% 1/360 Oncology	76 632	107	91
<input type="checkbox"/> 2	Nature Reviews Molecular Cell Biology Services	140.9	99% 1/386 Molecular Biology	28 743	204	90
<input type="checkbox"/> 3	The Lancet Services	115.3	99% 1/826 General Medicine	198 711	1723	76
<input type="checkbox"/> 4	New England Journal of Medicine Services	110.5	99% 2/826 General Medicine	261 485	2367	85
<input type="checkbox"/> 5	Reviews of Modern Physics Services	102.0	99% 1/240	14 489	142	97

Consultar as listas de periódicos e refinar a pesquisa

Avaliar o Fator de Impacto (FI) de uma publicação científica



SCOPUS

Refinar a pesquisa

Filter refine list

Display options

Display only Open Access journals

Counts for 4-year timeframe

No minimum selected

Minimum citations

Minimum documents

Citescore highest quartile

Show only titles in top 10 percent

1st quartile

2nd quartile

3rd quartile

4th quartile

Source type

Journals

Book Series

Conference Proceedings

Trade Publications

3,138 results [Download Scopus Source List](#) [Learn more about Scopus Source List](#)

All View metrics for year: 2021

	Source title ↓	CiteScore ↓	Highest percentile ↓	Citations 2018-21 ↓	Documents 2018-21 ↓	% Cited ↓
<input type="checkbox"/> 1	Living Reviews in Relativity <i>Open Access</i> Services	84.8	99% 1/63 Physics and Astronomy (miscellaneous)	1780	21	90
<input type="checkbox"/> 2	Molecular Cancer <i>Open Access</i> Services	52.7	99% 2/210 Cancer Research	30 819	585	94
<input type="checkbox"/> 3	The Lancet Global Health <i>Open Access</i> Services	41.8	99% 5/826 General Medicine	18 978	454	98
<input type="checkbox"/> 4	The Lancet Public Health <i>Open Access</i> Services	39.7	99% 2/562 Public Health, Environmental and Occupational Health	8820	222	93
<input type="checkbox"/> 5	Living Reviews in Solar Physics <i>Open Access</i> Services	38.5	97% 3/101 Space and Planetary Science	769	20	95
<input type="checkbox"/> 6	Annual Review of Plant Biology <i>Open Access</i> Services	38.3	99% 1/482 Plant Science	5212	136	88



SCOPUS

Pesquisa por título do periódico

Source details Feedback > Compare sources >

Living Reviews in Relativity
Open Access ⓘ
Scopus coverage years: from 1998 to Present
Publisher: Springer Nature
ISSN: 2367-3613 E-ISSN: 1433-8351
Subject area: Physics and Astronomy: Physics and Astronomy (miscellaneous)
Source type: Journal

[View all documents >](#) [Set document alert](#) [Save to source list](#) [Source Homepage](#) [Services](#)

CiteScore CiteScore rank & trend Scopus content coverage

i Improved CiteScore methodology
CiteScore 2021 counts the citations received in 2018-2021 to articles, reviews, conference papers, book chapters and data papers published in 2018-2021, and divides this by the number of publications published in 2018-2021. [Learn more >](#)

CiteScore **2021** ▼

84.8 = $\frac{1780 \text{ Citations } 2018 - 2021}{21 \text{ Documents } 2018 - 2021}$
Calculated on 05 May, 2022

CiteScoreTracker 2022 ⓘ

65.5 = $\frac{1245 \text{ Citations to date}}{19 \text{ Documents to date}}$
Last updated on 05 April, 2023 • Updated monthly

CiteScore rank 2021 ⓘ

CiteScore 2021 **84.8** ⓘ
SJR 2021 **12.365** ⓘ
SNIP 2021 **10.438** ⓘ

Percorrer a página do registo para consultar as métricas sobre o periódico

Ainda com dúvidas?

PERGUNTE-NOS

cdoc@uab.pt

